

## Graduation Rates

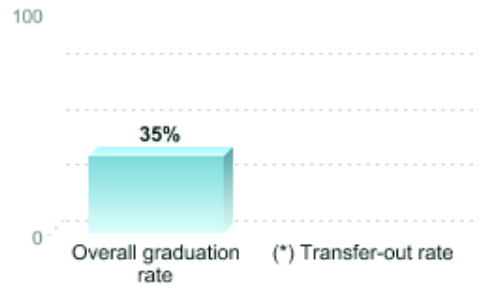
### OVERALL GRADUATION RATE AND TRANSFER-OUT RATE

The overall graduation rate is also known as the "Student Right to Know" or IPEDS graduation rate. It tracks the progress of students who began their studies as full-time, first-time degree- or certificate-seeking students to see if they complete a degree or other award such as a certificate within 150% of "normal time" for completing the program in which they are enrolled.

Some institutions also report a transfer-out rate, which is the percentage of the full-time, first-time students who transferred to another institution.

Note that not all students at the institution are tracked for these rates. Students who have already attended another postsecondary institution, or who began their studies on a part-time basis, are not tracked for this rate. At this institution, 59 percent of entering students were counted as "full-time, first-time" in 2016.

### OVERALL GRADUATION AND TRANSFER-OUT RATES FOR STUDENTS WHO BEGAN THEIR STUDIES IN FALL 2010



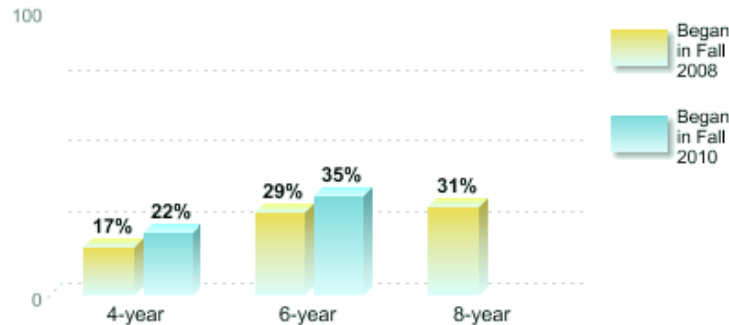
Percentage of Full-time, First-Time Students Who Graduated or Transferred Out Within 150% of "Normal Time" to Completion for Their Program

- (\*) Not all institutions report transfer-out rates.

### BACHELOR'S DEGREE GRADUATION RATES

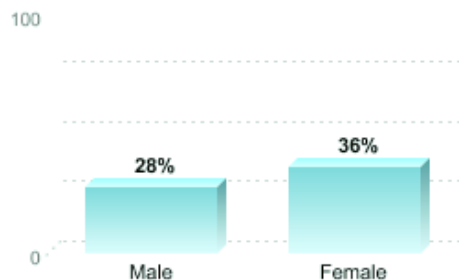
Bachelor's degree graduation rates measure the percentage of entering students beginning their studies full-time and are planning to get a bachelor's degree and who complete their degree program within a specified amount of time.

### GRADUATION RATES FOR STUDENTS PURSUING BACHELOR'S DEGREES



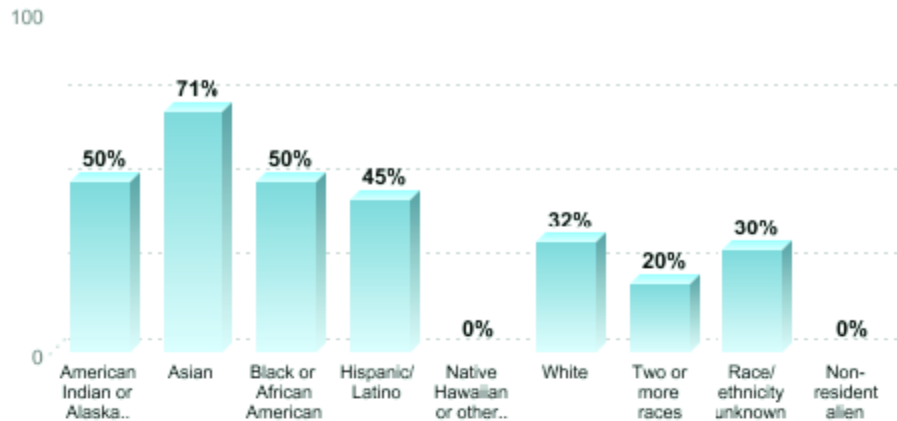
Percentage of Full-time, First-time Students Who Graduated in the Specified Amount of Time and Began in Fall 2008 or Fall 2010

### 6-YEAR GRADUATION RATE BY GENDER FOR STUDENTS PURSUING BACHELOR'S DEGREES



Percentage of Full-time, First-time Students Who Began Their Studies in Fall 2010 and Received a Degree or Award Within 150% of "Normal Time" to Completion for Their Program

## 6-YEAR GRADUATION RATE BY RACE/ETHNICITY FOR STUDENTS PURSUING BACHELOR'S DEGREES



Percentage of Full-time, First-time Students Who Began Their Studies in Fall 2010 and Received a Degree or Award Within 150% of "Normal Time" to Completion for Their Program

### OUTCOME MEASURES

- Alternative measures of student success are reported by degree-granting institutions to describe the outcomes of degree/certificate-seeking undergraduate students who are not only first-time, full-time students, but also part-time attending and non-first-time (transfer-in) students. These measures provide the 6-year and 8-year award-completion rates after entering an institution. For students who did not earn any undergraduate award after 8-years of entry, the enrollment statuses are reported as either still enrolled at the institution, subsequently transferred out of the institution, or status unknown. Unlike the Graduation Rates data, all reporting institutions must report on their transfer outs regardless if the institution has a mission that provides substantial transfer preparation.

### FULL-TIME DEGREE/CERTIFICATE-SEEKING UNDERGRADUATES WHO ENTERED IN 2008

